

Aeromic™ - Getting it on right!

The Aeromic is designed to sit at the side of your face about 2 finger's width away from the corner of your mouth, not in front as with most headworn "singers" microphones.

This helps avoid amplifying breath noises or blowing spit into the cartridge as you teach. That's why "**Do not bend**" is written on the yellow Aeromic arm - you will not only sound bad but risk damaging the expensive microphone capsule as well. The head frame may be gently moulded to vary the size to suit narrower or larger heads using constant even pressure.

If you need to confirm that the Aeromic is working after you have turned on the transmitter and checked that the mixer and sound system are all set to go then, whatever you do, **don't blow into the microphone to test it!**

Blowing hard into the delicate microphone capsule is the easiest way to damage it.

A simple "test - one - two" is all you need to say (or "four more" if you prefer!) and you won't risk being the cause of expensive, unnecessary repairs.

Feedback (that squealing or howling sound) occurs when the microphone is too loud, or the music is too loud for the microphone or you are too close to the speakers. In most cases turning the microphone level down or moving away from the speakers will stop the howling so just adjust the levels to get the right mix of voice over music without the howls. If the problem persists you may need to reposition your speakers to make sure that they are not "firing" straight back at you. We also find that the better the speaker is the least likely the problem will be.

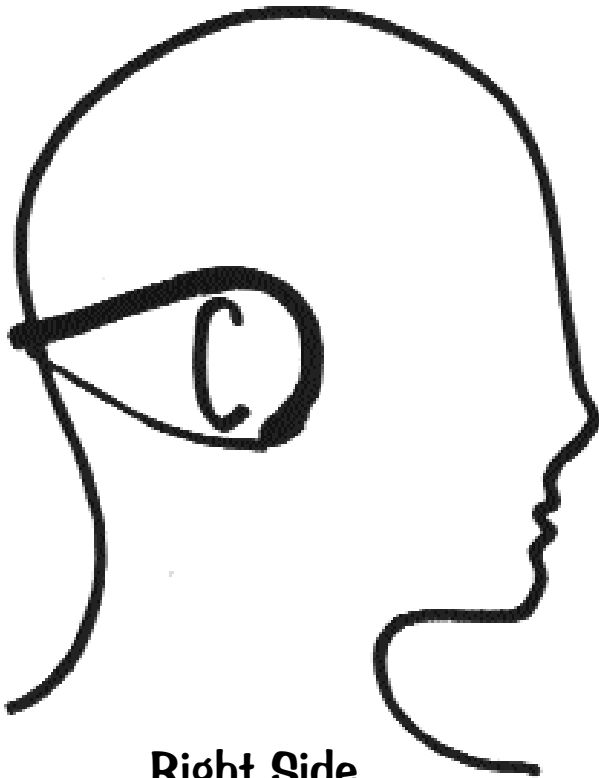
However, if feedback persists because of the room's architecture (full of mirrors, windows, a polished wood floor and brick upper walls) or your speaker types (ie. some horn tweeters) then there are a selection of Feedback Exterminator devices or 31 band Graphic Equalisers available as an add-on component that fit's between the Wireless Microphone Receiver and the Mixer that will filter out those annoying squeals.

Please consult your Aeromic supplier for more information.

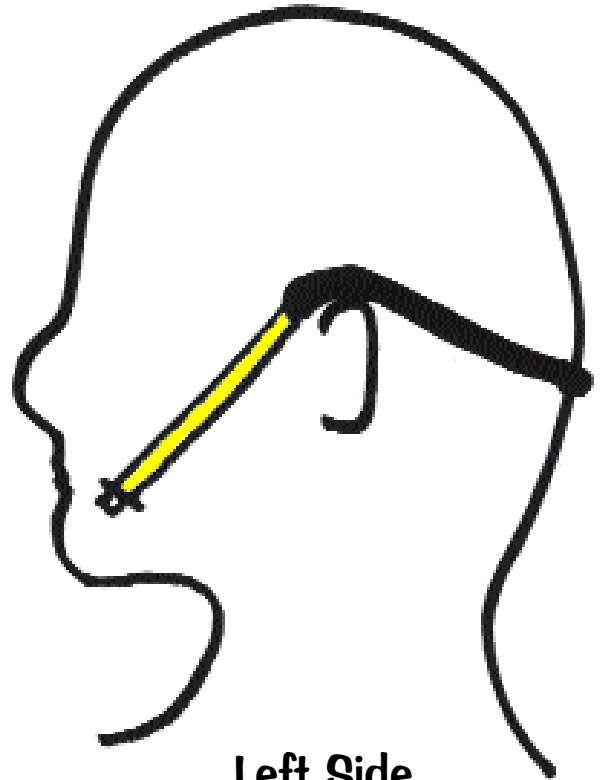
When used correctly, the Aeromic will give many years of service. In the event that it does need repairing, please return it to **A.M.A.** or their authorised International service agents for service. The Aeromic's custom construction requires that specialised tools and materials be used along with specific assembly techniques to restore it back to an "as new" Aeromic condition including all it's sweat resistant barriers - consequently non-standard repairs by well intentioned but untrained technicians will, unfortunately, only end up costing you more in the long term.



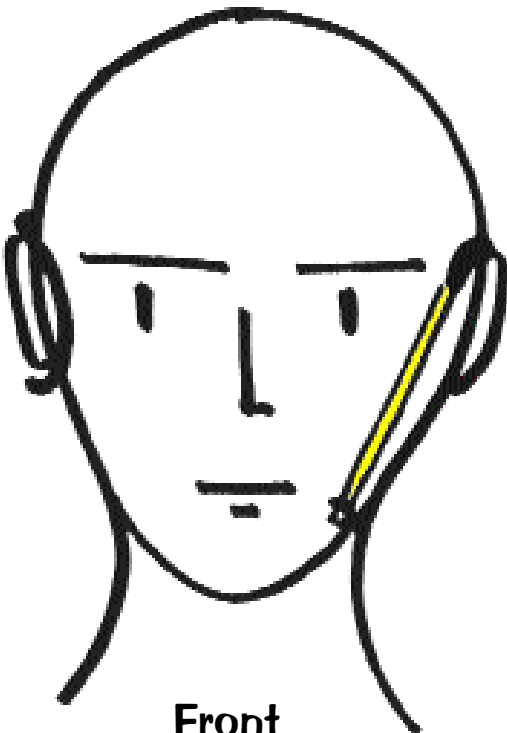
Wearing the Aeromic



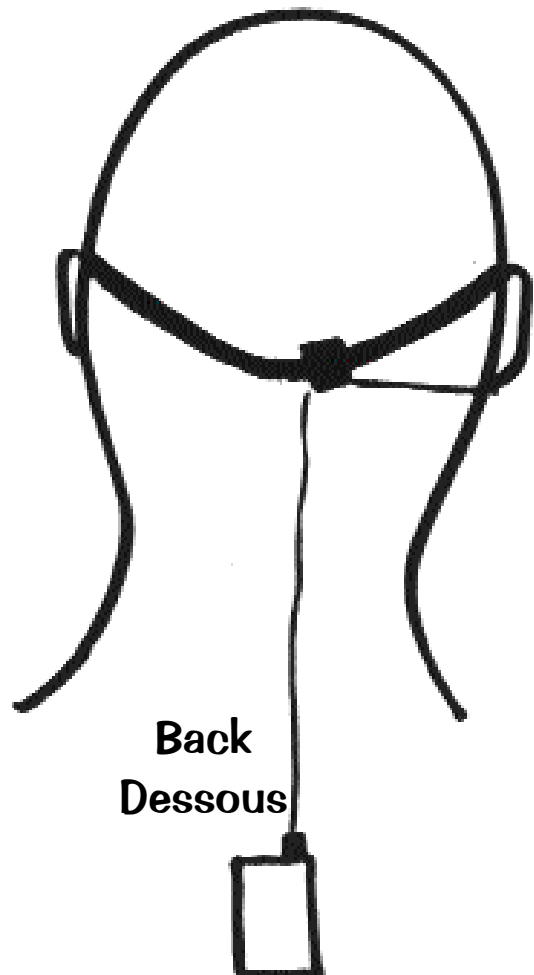
Right Side
Droit



Left Side
Gauche



Front
Devant



Back
Dessous